

ROCAMED



# X-Filter™

Anti-migration Device



» » » ENDO-UROLOGY

[www.rocamed.com](http://www.rocamed.com)



## ➤ PASS

Safe & effortless navigation past occlusion

## ➤ FRAGMENT

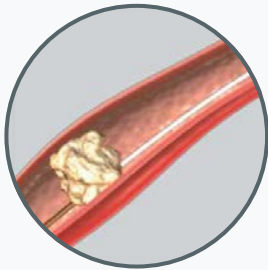
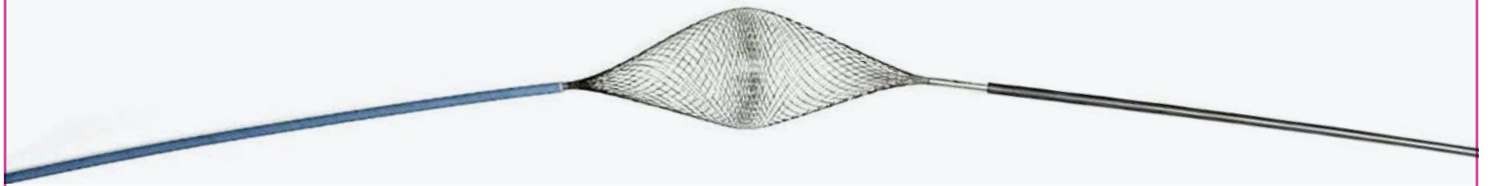
Improved stone fragmentation

## ➤ TRAP

Effective retention and immobilization of stone fragments

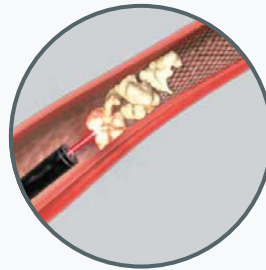
## ➤ CLEAR

Swift removal of stone debris through irrigation



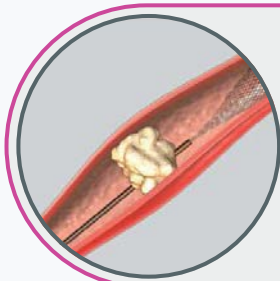
### STEP 1

Flexi tip passes beside the stone and is propagated to the renal pelvis




### STEP 3

Uretroscope is introduced alongside the X-Filter™ and lithotripsy is initiated



### STEP 2

Nitinol occluding braid is deployed to prevent retrograde migration



### STEP 4

Following sufficient stone disintegration retained stone fragments are flushed by irrigation system

## Ordering Informations

Reference	Length (cm)	ø Fr	Tip Length (cm)
ROXE363609ST	150	3.6	9

MKG-FY-XFILTER-EN-00  
Designed by FOCALYS. Illustrations in this document are non-contractual.  
ROCAMED reserves the right to change product specifications without notice.

For more information visit [www.rocamed.com](http://www.rocamed.com)



Rocamed SAM  
9 avenue Albert II  
98000 Monaco



(+377) 97 98 42 43



[info@rocamed.com](mailto:info@rocamed.com)



[www.rocamed.com](http://www.rocamed.com)