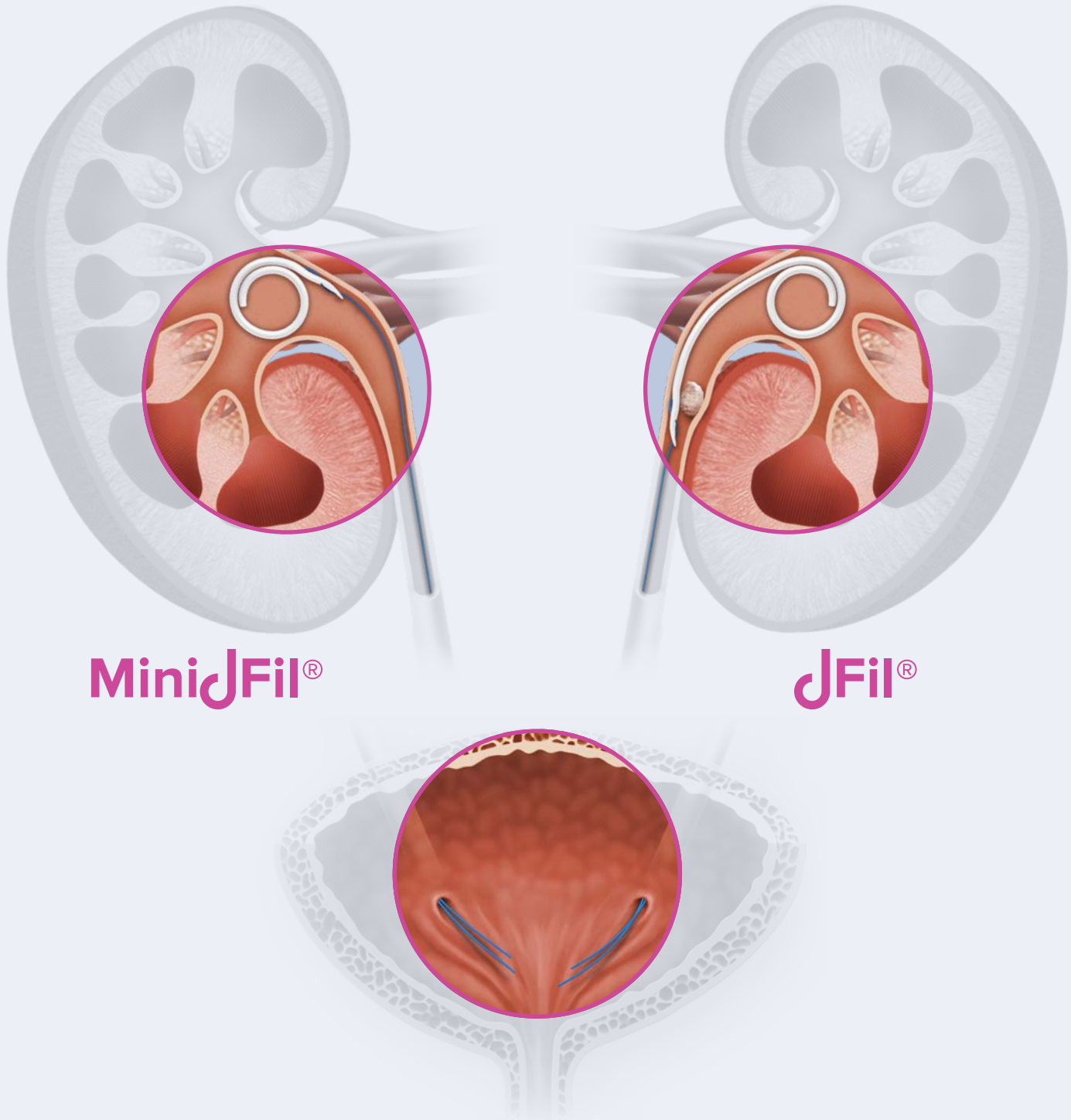


JFil® & MiniJFil®

New Ureteral Stent Generation with No Bladder Loop

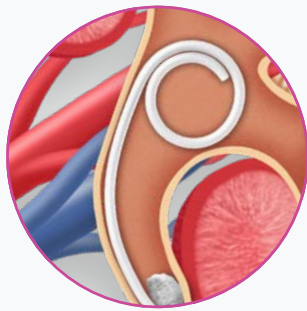


MiniJFil®

JFil®

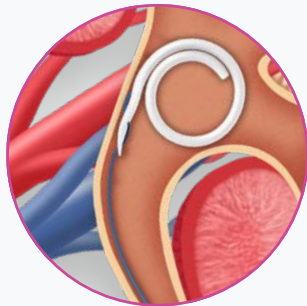
» » » ENDO-UROLOGY



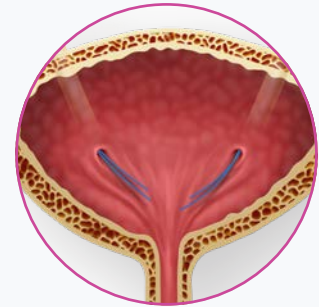


Indications:

	Indwelling Time	Pre Operatory Dilatation	UPJ Obstructive Stone	Non Obstructive Stone
JFil®	Up to 12 months	✓	✓	✓
MiniJFil®	Up to 12 months	✓	X	✓



⇒ **Excellent dilation of the ureter by sutures**



Literature:

Changing the double pigtail stent by a new suture stent to improve patient quality of life: A prospective study.
B. Vogt et al. World Journal of Urology 2015, 33(8):1061-8.

MiniJFil®: A new safe and effective stent for a well-tolerated repeated extracorporeal shockwave lithotripsy or ureteroscopy for medium-to-large kidney stones?
B. Vogt et al. Nephro-Urology Monthly 2016, 13(8(5):e40788.

Advances in ureteral stent development.
B.H. Chew et al. Current Opinion in Urology 2016, 26(3):277-82.

Prevention and treatment of symptoms associated with indwelling ureteral stents: A systematic review.
P. Betschart et al. International Journal of Urology 2017, 24(4):250-9.

Ureteral stents in urolithiasis.
M. Beysens et al. Asian Journal of Urology 2018, 5(4):274-86.

KIT - With Nitinol Stiff GuideWire

Product Code	Description	Size (Fr)	Working Length (mm)	GuideWire
ROJV0708ST	JFil® Ureteral Suture Stent	7	80	Ø 0,035i Nitinol STIFF
ROJV0716ST	JFil® Ureteral Suture Stent	7	160	
ROJV0500ST	MiniJFil® Ureteral Suture Stent	4,8	-	

Kit composition (1 unit / box) :
PU Ureteral Suture Stent
Connectable pusher with radiopaque ring (simple pusher 70 cm for ROJV0500ST only)
STIFF Hydro-coated Nitinol Guidewire Ø 0.035i

ECO KIT - Without GuideWire

Product Code	Description	Size (Fr)	Working Length (mm)	GuideWire
ROJV5708ST	JFil® Ureteral Suture Stent ECO KIT	7	80	No
ROJV5716ST	JFil® Ureteral Suture Stent ECO KIT	7	160	
ROJV5500ST	MiniJFil® Ureteral Suture Stent ECO KIT	4,8	-	

Kit composition (1 unit / box) :
PU Ureteral Suture Stent
Connectable pusher with radiopaque ring / no Guidewire

MKG-FY-JFIL&MINIJFIL-EN-02

Designed by FOCALYS. Illustrations in this document are non-contractual. ROCAMED reserves the right to change product specifications without notice.

For more information visit www.rocamed.com